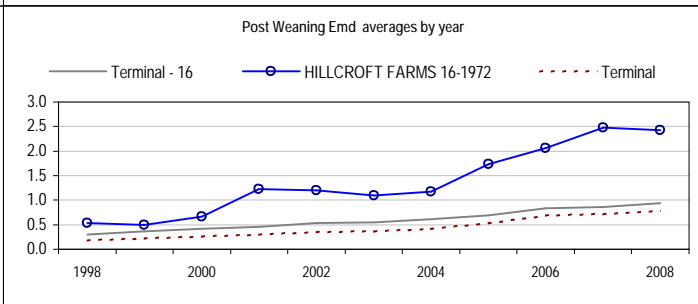
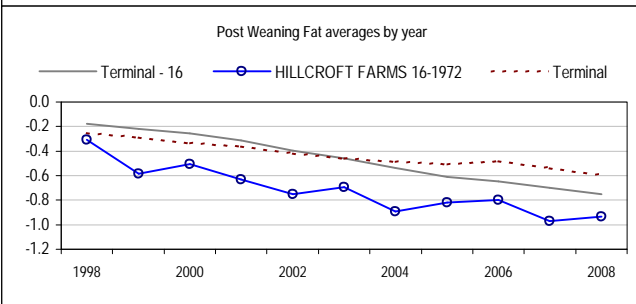
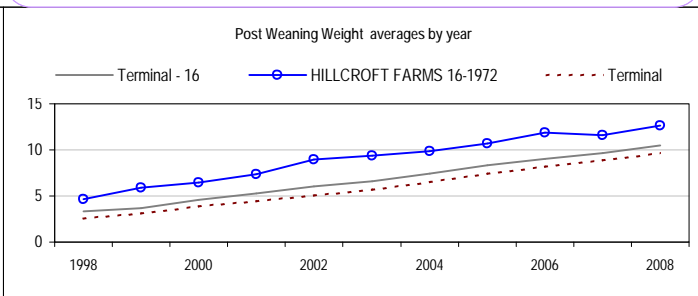
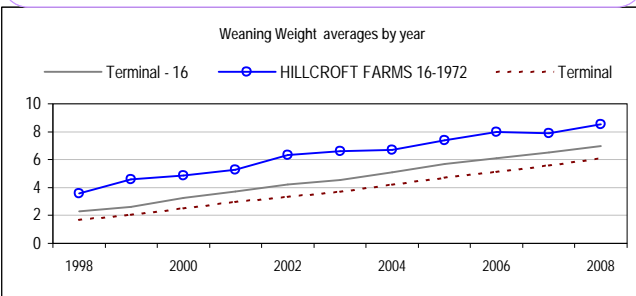
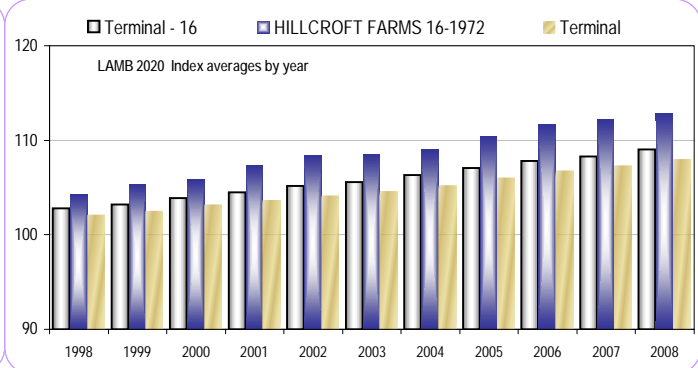
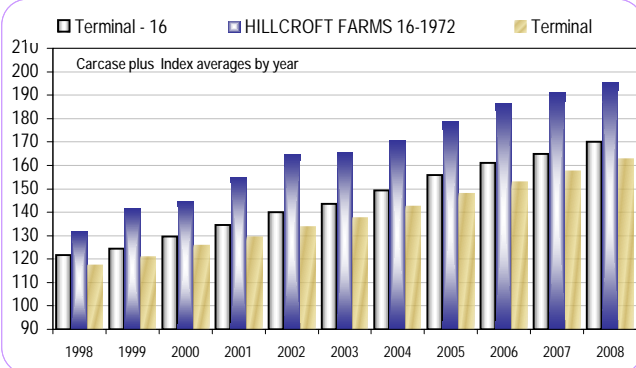


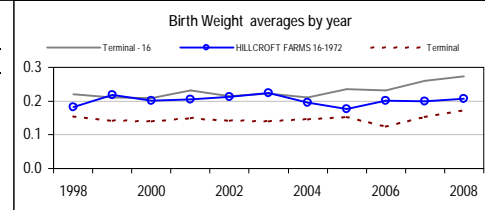
Analysis : **Terminal - 16**

Dated : 15/08/09



Terminal - 16

	Bwt	Wwt	Pwwt	Pfat	Pemd	Ywt	Carcase +	Counts
1999	0.21	2.60	3.71	-0.22	0.36	4.74	124.4	35248
2000	0.21	3.24	4.58	-0.26	0.41	5.75	129.8	34670
2001	0.23	3.72	5.27	-0.32	0.46	6.59	134.4	34880
2002	0.22	4.22	6.03	-0.40	0.54	7.41	140.0	35294
2003	0.22	4.55	6.58	-0.46	0.54	7.95	143.6	37014
2004	0.21	5.09	7.41	-0.54	0.61	8.87	149.4	43125
2005	0.24	5.68	8.36	-0.61	0.69	9.89	155.8	45085
2006	0.23	6.12	9.06	-0.65	0.84	10.57	161.0	46945
2007	0.26	6.49	9.66	-0.70	0.86	11.20	164.9	44308
2008	0.27	6.99	10.45	-0.75	0.94	11.99	170.2	41162



LAMBPLAN reports are prepared using data supplied by breeders and/or accredited operators. LAMBPLAN cannot guarantee the accuracy of this data. LAMBPLAN ASBVs are designed to estimate genetic merit of animals from the data supplied. The reports are provided to assist breeders but no liability is accepted for the outcome resulting from the use of this information.

HILLCROFT FARMS 16-1972

	Bwt	Wwt	Pwwt	Pfat	Pemd	Ywt	Carcase +	Counts
1999	0.22	4.59	5.93	-0.58	0.50	8.32	141.7	601
2000	0.20	4.86	6.45	-0.51	0.66	8.99	144.6	702
2001	0.21	5.26	7.34	-0.63	1.23	9.36	155.2	546
2002	0.21	6.33	8.96	-0.75	1.20	10.99	164.8	617
2003	0.23	6.59	9.39	-0.70	1.10	11.43	165.4	636
2004	0.20	6.69	9.86	-0.89	1.18	11.97	171.0	1343
2005	0.18	7.38	10.72	-0.82	1.74	12.88	178.8	2192
2006	0.20	7.97	11.84	-0.80	2.07	13.67	186.7	2837
2007	0.20	7.90	11.62	-0.97	2.48	13.48	191.1	1600
2008	0.21	8.52	12.67	-0.93	2.43	14.62	195.6	1933

Linkage Summary	
HILLCROFT FARMS 16-1972	linked
Wts	Yes
Carcase	Yes
FEC	No
Reproduction	No
Site Code	161972



Phone 02 6773 2948
www.lambplan.com