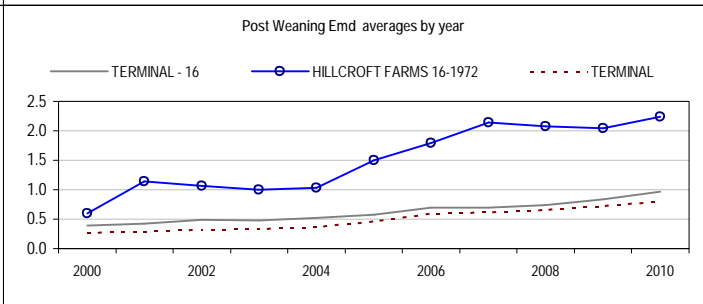
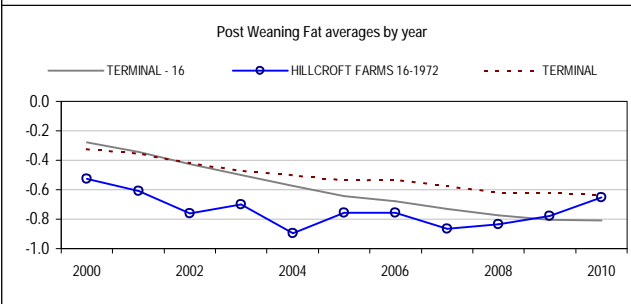
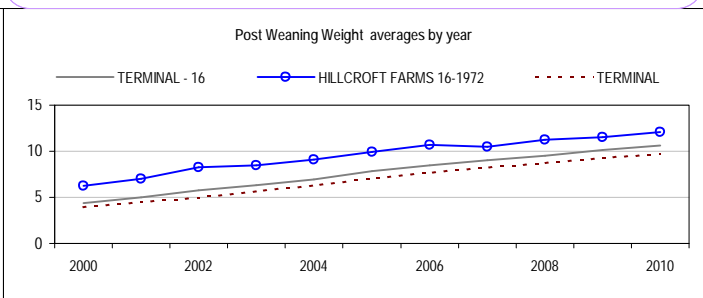
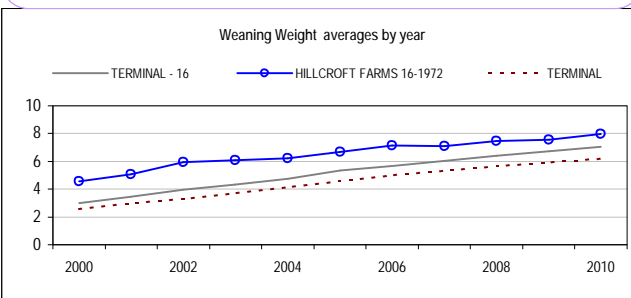
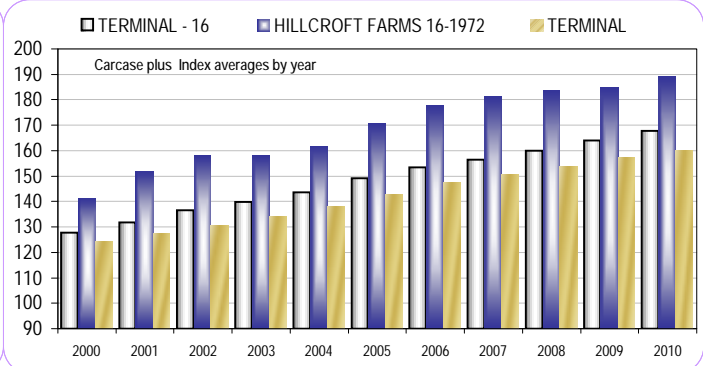
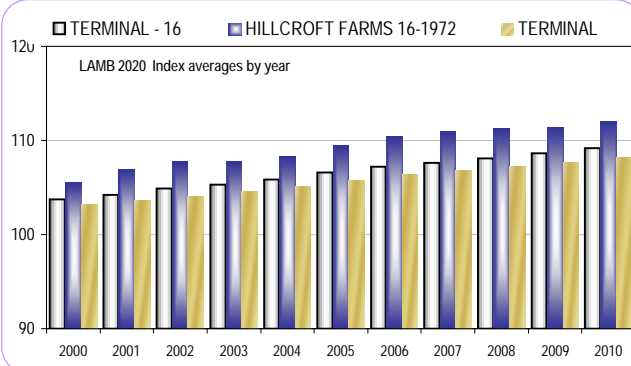


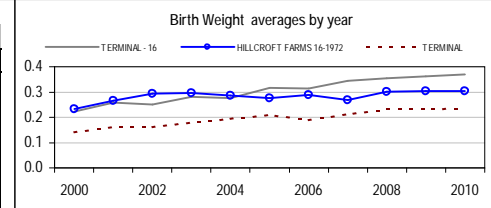
Analysis : **TERMINAL - 16**

Dated : 15-Aug-11



TERMINAL - 16

	Bwt	Wwt	Pwwt	Pfat	Pemd	LAMB2020	Carcase +	Counts
2001	0.26	3.47	5.03	-0.35	0.42	104.2	131.9	34898
2002	0.25	3.94	5.74	-0.43	0.48	104.9	136.5	35320
2003	0.28	4.35	6.34	-0.50	0.48	105.3	139.7	37113
2004	0.28	4.77	6.97	-0.58	0.52	105.9	143.7	43284
2005	0.32	5.33	7.85	-0.64	0.58	106.6	149.0	45404
2006	0.32	5.69	8.45	-0.68	0.70	107.2	153.5	47622
2007	0.34	6.05	9.00	-0.73	0.70	107.6	156.5	45202
2008	0.36	6.39	9.54	-0.78	0.74	108.1	159.9	46350
2009	0.36	6.73	10.13	-0.81	0.83	108.6	163.9	43669
2010	0.37	7.05	10.64	-0.81	0.96	109.2	167.9	41559



HILLCROFT FARMS 16-1972

	Bwt	Wwt	Pwwt	Pfat	Pemd	LAMB2020	Carcase +	Counts
2001	0.27	5.06	7.02	-0.61	1.14	107.0	151.8	546
2002	0.29	5.93	8.27	-0.76	1.07	107.8	158.0	617
2003	0.30	6.06	8.48	-0.70	1.00	107.8	158.1	636
2004	0.29	6.22	9.11	-0.89	1.04	108.3	161.8	1343
2005	0.28	6.67	9.96	-0.76	1.50	109.5	170.6	2192
2006	0.29	7.14	10.67	-0.76	1.80	110.4	177.6	2837
2007	0.27	7.09	10.52	-0.86	2.15	110.9	181.3	1600
2008	0.30	7.46	11.23	-0.83	2.07	111.3	183.7	1933
2009	0.30	7.58	11.56	-0.78	2.05	111.4	184.6	1399
2010	0.31	7.97	12.10	-0.65	2.24	112.0	189.1	1041

LAMBPLAN reports are prepared using data supplied by breeders and/or accredited operators. LAMBPLAN cannot guarantee the accuracy of this data. LAMBPLAN ASBV's are designed to estimate genetic merit of animals from the data supplied. The reports are provided to assist breeders but no liability is accepted for the outcome resulting from the use of this information.

Linkage Summary	
HILLCROFT FARMS 16-1972	
	linked
Wts	Yes
Carcase	Yes
FEC	No
Reproduction	No
Site Code	161972



Phone 02 6773 2948
www.lambplan.com